

# HF32FA-T

## SUBMINIATURE INTERMEDIATE HIGH TEMPERATURE POWER RELAY



File No.:E134517



File No.:40006182



### Features

- High temperature: 105°C
- 5A switching capability
- 1 Form A configuration
- Creepage/clearance distance>8mm
- 5kV dielectric strength (between coil and contacts)
- Meeting VDE 0700, 0631 reinforce insulation
- Product in accordance to IEC 60335-1 available
- Environmental friendly product (RoHS compliant)
- Outline Dimensions: (17.6 x 10.1 x 12.3) mm

### CONTACT DATA

Contact arrangement	1A
Contact resistance	70mΩ (at 1A 6VDC)
Contact material	AgNi
Contact rating (Res. load)	5A 250VAC 5A 30VDC
Max. switching voltage	250VAC/30VDC
Max. switching current	5A
Max. switching power	1250VA/150W
Mechanical endurance	1 x 10 <sup>6</sup> Ops
Electrical endurance	1 x 10 <sup>5</sup> Ops

### CHARACTERISTICS

Insulation resistance	1000MΩ (at 500VDC)	
Dielectric strength	Between coil & contacts	5000VAC 1min
	Between open contacts	1000VAC 1min
Operate time (at nomi. volt.)	8ms max.	
Release time (at nomi. volt.)	4ms max.	
Humidity	35% to 95% RH	
Ambient temperature	-40°C to 105°C	
Shock resistance	Functional	98m/s <sup>2</sup>
	Destructive	980m/s <sup>2</sup>
Vibration resistance	10Hz to 55Hz 1.65mm DA	
Termination	PCB	
Unit weight	Approx.4.6g	
Construction	Plastic sealed, Flux proofed	

Notes: 1) The data shown above are initial values.

2) Please find coil temperature curve in the characteristic curves below.

### COIL

Coil power	Sensitive: 200mW
------------	------------------

### COIL DATA

at 23°C

#### Sensitive type

Nominal Voltage VDC	Pick-up Voltage VDC	Drop-out Voltage VDC	Max. Allowable Voltage VDC	Coil Resistance Ω
3	2.25	0.15	5.1	45 x (1±10%)
5	3.75	0.25	8.5	125 x (1±10%)
6	4.50	0.30	10.2	180 x (1±10%)
9	6.75	0.45	15.3	400 x (1±10%)
12	9.00	0.60	20.4	720 x (1±10%)
18	13.5	0.90	30.6	1600 x (1±10%)
24	18.0	1.20	40.8	2800 x (1±10%)

### SAFETY APPROVAL RATINGS

UL/CUL	5A 250VAC at 105°C
VDE	5A 250VAC at 105°C 3A 400VAC at 105°C

Notes: Only some typical ratings are listed above. If more details are required, please contact us.



HONGFA RELAY

ISO9001, ISO/TS16949, ISO14001, OHSAS18001, IECQ QC 080000 CERTIFIED

2010 Rev. 1.00

## ORDERING INFORMATION

Type	HF32FA-T / 012 -H S L 1 G (XXX)					
Coil voltage	3, 5, 6, 9, 12, 18, 24VDC					
Contact arrangement	H: 1 Form A					
Construction <sup>1)</sup>	S: Plastic sealed		Nil: Flux proofed			
Coil power	L: Sensitive					
Termination	1: Type 1		2: Type 2			
Contact plated <sup>2)</sup>	G: Gold plated		Nil: No gold plated			
Customer special code	e.g. (335) stands for product in accordance to IEC 60335-1 (GWT)					

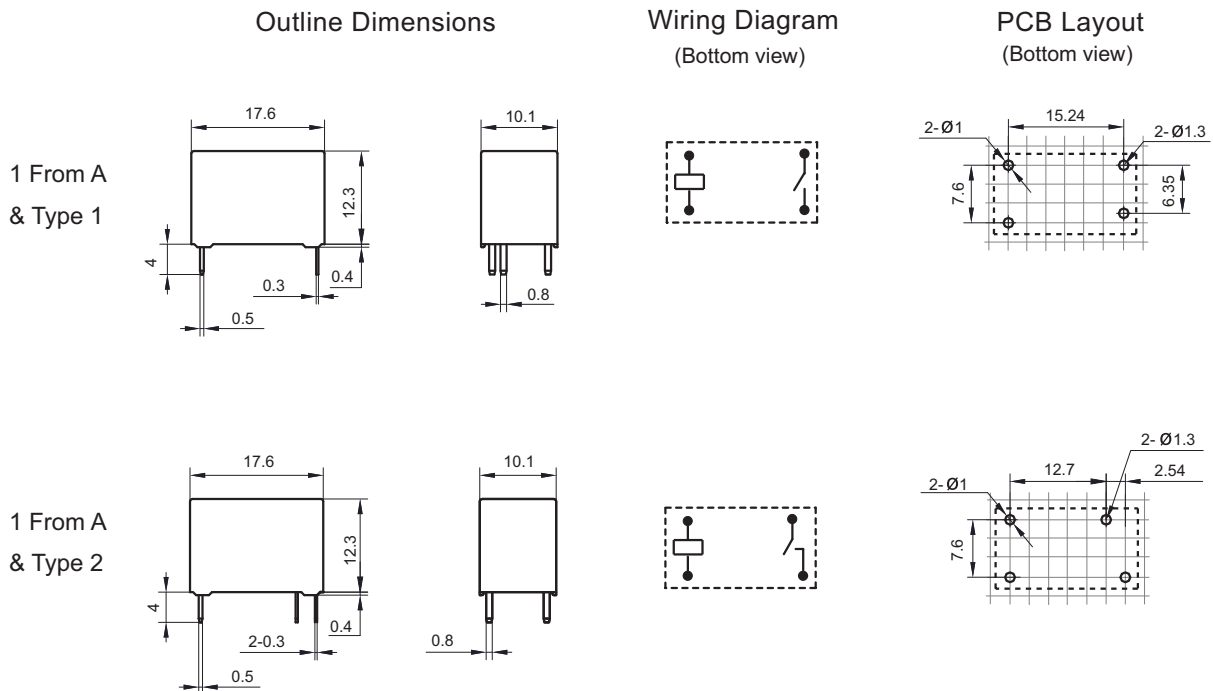
**Notes:** 1) Under the ambience with dangerous gas like H<sub>2</sub>S, SO<sub>2</sub> or NO<sub>2</sub>, plastic sealed type is recommended; Please test the relay in real applications. If the ambience allows, flux proofed type is preferentially recommended.

If water cleaning is required after the relay is assembled on PCB, please contact us for suggestion about suitable parts.

2) For gold plated type, the min. switching current and min. switching voltage is 10mA 5VDC.

## OUTLINE DIMENSIONS, WIRING DIAGRAM AND PC BOARD LAYOUT

Unit: mm



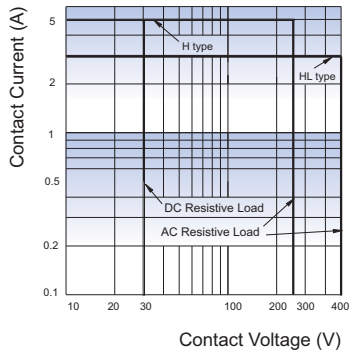
Remark: 1) In case of no tolerance shown in outline dimension: outline dimension  $\leq 1\text{mm}$ , tolerance should be  $\pm 0.2\text{mm}$ ; outline dimension  $> 1\text{mm}$  and  $\leq 5\text{mm}$ , tolerance should be  $\pm 0.3\text{mm}$ ; outline dimension  $> 5\text{mm}$ , tolerance should be  $\pm 0.4\text{mm}$ .

2) The tolerance without indicating for PCB layout is always  $\pm 0.1\text{mm}$ .

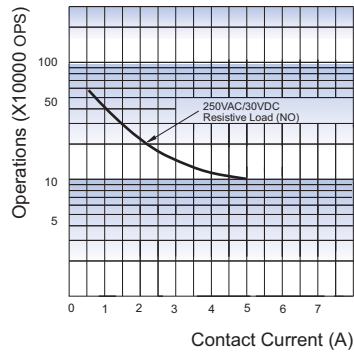
3) The width of the gridding is 2.54mm.

## CHARACTERISTIC CURVES

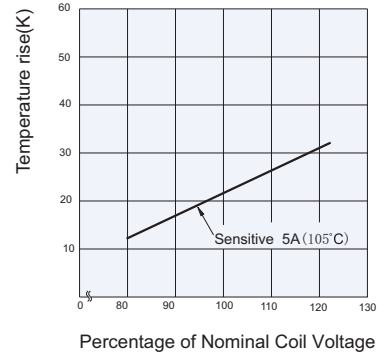
MAXIMUM SWITCHING POWER



ENDURANCE CURVE



TEMPERATURE RISE



### Disclaimer

This datasheet is for the customers' reference. All the specifications are subject to change without notice.

We could not evaluate all the performance and all the parameters for every possible application. Thus the user should be in a right position to choose the suitable product for their own application. If there is any query, please contact Hongfa for the technical service. However, it is the user's responsibility to determine which product should be used only.

© Xiamen Hongfa Electroacoustic Co., Ltd. All rights of Hongfa are reserved.